



REPARACIONES SERVO NACIONAL - IMPORTADO

E

| Código | Descripción | Diam. Ext. | Aguj. Int | Alt. | Detalle | Sist. |
|-------------------|--|------------|-----------|------|---------|-------------------------------|
| 3 STAR | | | | | | |
| E1090 | REP. SERVO 3 START | | | | SIMPLE | - |
| ALFA ROMEO | | | | | | |
| E1009 | REP. SERVO ALFA ROMEO145 | | | | SIMPLE | BENDIX BOSCH |
| E1009D | DIAFR. SOLO GOMA ALFA ROMEO 145 | 9 1/2" | 64mm | 30mm | | BENDIX BOSCH |
| E1045 | REP. SERVO ALFA ROMEO 33 | | | | SIMPLE | BENDIX |
| E1045D | DIAFR. SOLO GOMA ALFA ROMEO 33 | 7 1/2" | 64mm | 27mm | | BENDIX |
| E1079 | REP. SERVO ALFA ROMEO 155 - 164 | | | | TANDEM | BENDIX |
| E1079DA | DIAF. SUPERIOR GOMA ALFA ROMEO 155 - 164 | 210mm | 62mm | 30mm | | BENDIX |
| E1079DB | DIAF. INFERIOR GOMA ALFA ROMEO 155 - 164 | 220mm | 118mm | 30mm | | BENDIX |
| E1128 | REP. SERVO GOMA Y CHAPA ALFA ROMEO 156 (NAFTEROS) | 8 1/2" | | | TANDEM | BENDIX BOSCH |
| E1132 | REP. SERVO GOMA Y CHAPA ALFA 156 (GASOLEROS) | 9 1/2" | | | TANDEM | BENDIX BOSCH |
| E1133 | REP. SERVO ALFA ROMEO 155 - 145 | | | | SIMPLE | BENDIX BOSCH |
| E8322 | DIAFR. SOLO GOMA ALFA R. 156 NAFTEROS | 8" | 42mm | 27mm | TANDEM | BENDIX BOSCH |
| E8327 | DIAFR. GOMA Y CHAPA ALFA ROMEO 156 NAFTERO | 8" | 67mm | 69mm | TANDEM | BENDIX BOSCH |
| E351905 | DIAFR. GOMA Y CHAPA MOT. DIESEL ALFA R. 156 | 9 1/2" | 67mm | 76mm | | BENDIX BOSCH |
| E351914 | DIAFR. GOMA SOLA MOT. DIESEL ALFA ROMEO 156 | 9 1/2" | 42mm | 40mm | | BENDIX BOSCH |
| ARO | | | | | | |
| E1092 | REP. SERVO ARO JEEP | | | | SIMPLE | BENDIX |
| AUDI | | | | | | |
| E1111 | REP. SERVO A4 QUATTRO - A6 CABRIOLET S4 TT | | | | SIMPLE | ATE |
| E1020 | REP. SERVO AUDI A3 | | | | SIMPLE | FTV |
| E1021 | REP. SERVO AUDI A3 s/tetones | | | | | FTV |
| BLAC | | | | | | |
| E1096 | REP. SERVO BLAC | | | | SIMPLE | JKC |
| BMW | | | | | | |
| E1091 | REP. SERVO BMW 325/X 88/91 525 530 540 735 93/94 | | | | TANDEM | GIRLING - TRW - LUCAS - VARGA |
| E1091DA | DIAF. SUP. BMW 325/X 88/91 525 530 540 735 93/94 | - | - | - | | GIRLING - TRW - LUCAS - VARGA |
| E1091DB | DIAF. INF. BMW 325/X 88/91 525 530 540 735 93/94 | - | - | - | | GIRLING - TRW - LUCAS - VARGA |
| E1104 | REP. SERVO BMW 316 318 320 80/.. | | | | SIMPLE | ATE CDT |
| E1104D | DIAFR. SOLO GOMA BMW 320 318 316 | 9 1/2" | 73mm | 35mm | | ATE CDT |
| E1111 | REP. SERVO BMW M3 Z3 318 323 325 328 330 524TD 525 528 535 540 740 750IL 95/.. | | | | SIMPLE | ATE |
| E1131 | REP. SERVO BMW 316 - 318 | | | | TANDEM | ATE |
| E1157 | JGO. REP. SERVO BMW SERIE 3 - 320 - 325 | | | | SIMPLE | ATE |
| E1157D | DIAFR. BMW SERIE 3 - 320 - 325 (N° ORIG. 20 5600 1653 1) | 263mm | 48mm | 45mm | SIMPLE | ATE |
| E1159 | JGO. REP. SERVO BMW 318 - 320 | | | | | ATE |
| E1159D | DIAF. BMW 318 - 320 (N° ORIG. 6818.5412.1) | | | | | ATE |
| E20073 | DIAFRAGMA SOLO GOMA BMW (Borde Liso) | 8 1/2" | 68mm | 33mm | | ATE |



REPARACIONES SERVO NACIONAL - IMPORTADO

E

| Código | Descripción | Diam. Ext. | Aguj. Int | Alt. | Detalle | Sist. |
|-------------------------|--|------------|-----------|------|---------|--------------|
| BMW - cont. | | | | | | |
| E20074 | DIAFRAGMA SOLO GOMA BMW | 8 1/2" | 68mm | 33mm | | ATE |
| CHEVROLET - OPEL | | | | | | |
| E0340 | DIAFRAGMA CORSA NUEVO / CORSA II | 242mm | 54mm | 40mm | SIMPLE | VARGA TRW |
| E1009 | REP. SERVO CHEV. MONZA | | | | SIMPLE | BENDIX BOSCH |
| E1009D | DIAFR. SOLO GOMA MONZA | 9 1/2" | 64mm | 30mm | | BENDIX BOSCH |
| E1015J | REP. SERVO CORSA LINEA NUEVA - CORSA II | | | | SIMPLE | LUCAS TRW |
| E1049 | REP. SERVO SILVERADO | | | | SIMPLE | BENDIX |
| E1049D | DIAF. SERVO SILVERADO | 268mm | 62mm | 70mm | SIMPLE | BENDIX |
| E1056 | REP. SERVO CHEVETTE | | | | SIMPLE | ATE |
| E1056D | DIAFR. SERVO SOLO GOMA CHEVETTE | 8" | 50mm | 60mm | | ATE |
| E1062 | REP. SERVO SILVERADO PICK-UP USA | | | | SIMPLE | DELCO |
| E1062D | DIAF. SERVO SILVERADO PICK-UP | 268mm | 38mm | 60mm | | DELCO |
| E1063 | REP. SERVO SILVERADO PICK-UP DLX LUMINA | | | | TANDEM | DELCO |
| E1063DA | DIAFR. BOMBEADO SOLO GOMA SILVERADO - LUMINA | 265mm | 52mm | 23mm | TANDEM | DELCO |
| E1063DB | DIAFR. PLANO SOLO GOMA SILVERADO - LUMINA | 248mm | 40mm | 60mm | TANDEM | DELCO |
| E1065 | REP. SERVO CORSA | | | | SIMPLE | ATE |
| E1065D | DIAFR. SERVO SOLO GOMA CORSA (Talón Bajo) | 8 1/2" | 50mm | 60mm | SIMPLE | ATE |
| E1066 | REP. SERVO CORSA | | | | | ATE |
| E1066D | DIAFR. SOLO GOMA CORSA - (Vuelo Alto) | 8 1/2" | 50mm | 65mm | | ATE |
| E1068 | REP. SERVO CHEVY | | | | TANDEM | BENDIX |
| E1070 | REP. SERVO C20 - D20 | | | | SIMPLE | BENDIX BOSCH |
| E1070D | DIAFR. SERVO SOLO GOMA C20 - D20 | 11 1/2" | 65mm | 46mm | | BENDIX BOSCH |
| E1074 | REP. SERVO SILVERADO PICK-UP CHEYENE | | | | SIMPLE | DELCO |
| E1074D | DIAF. SERVO CHEVROLET CHEYENE - SILVERADO | 263mm | 55mm | 67mm | | DELCO |
| E1075 | REP. SERVO CHEV. LUV PICK-UP | | | | SIMPLE | JKC VARGA |
| E1075D | DIAFR. SOLO GOMA LUV | 9 1/2" | 55mm | 31mm | | JKC VARGA |
| E1086 | REP. SERVO BLAZER - S10 | | | | TANDEM | BENDIX BOSCH |
| E1086DA | DIAFR. SOLO GOMA SUPERIOR BLAZER - S10 | 8 1/2" | - | - | | BENDIX BOSCH |
| E1086DB | DIAFR. SOLO GOMA INFERIOR BLAZER - S10 | 8 1/2" | - | - | | BENDIX BOSCH |
| E1097 | REP. SERVO CORSA WIND COMBO D ASTRA | | | | SIMPLE | DELCO |
| E1097D | DIAFR. SOLO GOMA CORSA - COMBO - WIND - ASTRA | 8 1/2" | 40mm | 60mm | | DELCO |
| E1099 | REP. SERVO CHEVROLET ASTRA - VECTRA - MERIVA - ZAFIRA | | | | SIMPLE | TRW VARGA |
| E1110 | REP. SERVO BLAZER | | | | TANDEM | BENDIX BOSCH |
| E1130 | REP. SERVO CHEVROLET LUMINA APV (SERVO CHICO) - BLAZER | | | | TANDEM | DELCO |
| E1130DB | DIAF. SERVO CHEVROLET LUMINA APV - BLAZER (BOMBEADO) | 210mm | 38mm | 72mm | | DELCO |
| E1136 | REP. ASTRA - MERIVA - VECTRA | | | | TANDEM | ATE |
| E1137 | REP. SERVO MERIVA - ZAFIRA - ASTRA - VECTRA | | | | TANDEM | ATE |
| E1137DA | DIAF. SERVO (TIPO BOMBE) VECTRA - ASTRA - MERIVA - ZAFIRA | 215mm | 37mm | 55mm | | ATE |
| E1137DB | DIAF. SERVO (TIPO PLANO BORDE CALADO) VECTRA - ASTRA - MERIVA - ZAFIRA | 221mm | 59mm | 30mm | | ATE |



REPARACIONES SERVO NACIONAL - IMPORTADO

E

| Código | Descripción | Diam. Ext. | Aguj. Int | Alt. | Detalle | Sist. |
|------------------------------|---|------------|-----------|------|---------|--------------|
| CHEVR. - OPEL - cont. | | | | | | |
| E1141 | REP. SERVO CHEVROLET ASTRA - VECTRA | | | | SIMPLE | DELCO |
| E1141D | DIAF. SERVO CHEVROLET VECTRA - ASTRA | 235mm | 40mm | 40mm | | DELCO |
| E1149 | DIAF. SERVO ASTRA - VECTRA | | | | | DELCO |
| E1154 | JGO. REP. CHEVR. TRAILBLAZER | | | | | DELCO |
| E1154D | DIAF. CHEVR. TRAILBLAZER (N° ORIG. 18019718) | | | | SIMPLE | DELCO |
| E1161 | JGO. REP. SERVO CHEVR. AVEO - SPIN - PRISMA - ONIX - COBALT (SERVO CHICO Ø EXT. 245mm) | | | | SIMPLE | KDAC |
| E1161D | DIAF. CHEVR. AVEO - SPIN - PRISMA - ONIX - COBALT (SERVO GRANDE Ø EXT. 265mm - N° ORIG. 429103) | | | | SIMPLE | KDAC |
| E1162 | JGO. REP. SERVO SIMPLE CHEVROLET SPIN - PRISMA - ONIX - COBALT - AVEO | 265mm | | | | KDAC |
| E1163 | JGO. REP. SERVO SIMPLE CHEVROLET S10 11/.. | | | | | BOSCH |
| E1163D | DIAFR. SERVO SIMPLE CHEVROLET S10 (N° ORIG. 32482416) | | | | | BOSCH |
| E1177 | JGO. REP. P/SERVO DT CHEVROLET CRUZE | | | | | ATE |
| E1177DA | DIAF. SUP. CHEVR. CRUZE (simil diaf. VW Amarok pero más chico) // ENTRECENTROS 100mm | 224mm | 35mm | | | ATE |
| E1177DB | DIAF. INF. CHEVR. CRUZE (simil diaf. VW Amarok pero más chico) // ENTRECENTROS 100mm | 241mm | 58mm | | | ATE |
| E1179 | JGO. REP. SERVO SIMPLE CHEVR. CRUZE - OTROS | | | | | TRW |
| E1179D | DIAF. SERVO SIMPLE CHEVROLET CRUZE - OTROS (similar al E1155D, tetones grandes) // ENTRECENTROS 105mm | 270mm | 52mm | | | TRW |
| E1181 | JUEGO REP. SERVO CHEVROLET SPIN | 265mm | | | | KDAC |
| E1181D | DIAFR. SERVO CHEVROLET SPIN (CON TETONES) | 265mm | | | | KDAC |
| CHRYSLER - DODGE | | | | | | |
| E1013J | REP. SERVO CHRYSLER NEON LINEA VIEJA | | | | SIMPLE | BOSCH |
| E1019 | REP. SERVO DODGE CARAVAN - DAKOTA | | | | SIMPLE | BOSCH |
| E1049 | REP. SERVO DODGE RAM 80/.. B150 B250 B350 | | | | SIMPLE | BENDIX |
| E1049D | DIAF. SERVO DODGE RAM 80/.. B150 B250 B350 | 268mm | 62mm | 70mm | | BENDIX |
| E1070 | REP. SERVO CARAVAN GRAND CARAVAN MINI RAM ROYAL 96/04 DAKOTA 97/98 | | | | SIMPLE | BENDIX BOSCH |
| E1070D | DIAFR. SERVO CARAVAN GRAND CARAVAN MINI RAM ROYAL 96/04 DAKOTA 97/98 | 11 1/2" | 65mm | 46mm | | BENDIX BOSCH |
| E1086 | REP. SERVO NEON 00/04 SPIRIT 91/95 STRATUS 95/00 | | | | TANDEM | BENDIX BOSCH |
| E1086DA | DIAFR. SOLO GOMA SUPERIOR NEON 00/04 SPIRIT 91/95 STRATUS 95/00 B350 INTREPID VISION CONCORDE DAYTONA | 8 1/2" | - | - | | BENDIX BOSCH |
| E1086DB | DIAFR. SOLO GOMA INFERIOR NEON 00/04 SPIRIT 91/95 STRATUS 95/00 B350 INTREPID VISION CONCORDE DAYTONA | 8 1/2" | - | - | | BENDIX BOSCH |
| E1094 | REP. SERVO B200 B250 B2500 RAM | | | | TANDEM | BOSCH |
| E1112 | REP. SERVO STRATUS | | | | TANDEM | JKC |
| E1115 | REP. SERVO CARAVAN | | | | SIMPLE | BENDIX BOSCH |
| E1116 | REP. SERVO CARAVAN | | | | SIMPLE | BENDIX |
| E1144 | REP. SERVO CARAVAN - DAKOTA | | | | | BOSCH |
| E1145 | REP. DODGE CARAVAN - DAKOTA | | | | | BOSCH |





| Código | Descripción | Diam. Ext. | Aguj. Int | Alt. | Detalle | Sist. |
|---------------------------------|---|------------|-----------|------|---------|--------------|
| CHRYSLER - DODGE - cont. | | | | | | |
| E13215 | DIAF. GOMA SERVO SIMPLE NEON VIEJO | 256mm | 65mm | 67mm | | BENDIX BOSCH |
| E7771004 | REP. DODGE RAM | | | | | |
| CITROEN | | | | | | |
| E1009 | REP. SERVO BERLINGO XSARA ZX | | | | SIMPLE | BENDIX BOSCH |
| E1009D | DIAFR. SOLO GOMA BERLINGO XSARA | 9 1/2" | 64mm | 30mm | | BENDIX BOSCH |
| E1025 | REP. BERLINGO - C3 | | | | SIMPLE | TRW |
| E1056 | REP. SERVO CITROEN SAXO | | | | SIMPLE | ATE |
| E1056D | DIAFR. SERVO SOLO GOMA CITROEN SAXO | 8" | 50mm | 60mm | | ATE |
| E1065 | REP. SERVO CITROEN XSARA | | | | SIMPLE | ATE |
| E1065D | DIAFR. SERVO SOLO GOMA XSARA (Talón Bajo) | 8 1/2" | 50mm | 60mm | | ATE |
| E1066 | REP. SERVO CITROEN XSARA | | | | | ATE |
| E1066D | DIAFR. SOLO GOMA CITROEN XSARA (Vuelo Alto) | 8 1/2" | 50mm | 65mm | | ATE |
| E1070 | REP. SERVO CITROEN JUMPER | | | | SIMPLE | BENDIX BOSCH |
| E1070D | DIAFR. SERVO SOLO GOMA CITROEN JUMPER | 11 1/2" | 65mm | 46mm | | BENDIX BOSCH |
| E1082 | REP. SERVO JUMPER - XANTIA | | | | SIMPLE | BENDIX BOSCH |
| E1082D | DIAFR. SOLO GOMA JUMPER - XANTIA | 10 1/2" | 63mm | 38mm | | BENDIX BOSCH |
| E1129 | REP. SERVO CITROEN PICASSO | | | | SIMPLE | ATE |
| E1158 | JGO. REP. CITROEN C4 | | | | | BOSCH |
| E1158D | DIAF. CITROEN C4 (Nº ORIG. 0204254617) | | | | SIMPLE | BOSCH |
| E1160 | JGO. REP. SERVO CITROEN C3 | | | | SIMPLE | TRW |
| E1160D | DIAF. CITROEN C3 (Nº ORIG. 32482373) | | | | SIMPLE | TRW |
| DACIA | | | | | | |
| E1005J | REP. SERVO DACIA MODELO NUEVO | | | | | |
| E1071 | REP. SERVO DACIA | | | | SIMPLE | BENDIX |
| E1092 | REP. SERVO DACIA MODELO NUEVO | | | | SIMPLE | BENDIX |
| DAEWOO | | | | | | |
| E1018 | REP. SERVO DAEWOO TICO | | | | SIMPLE | MANDO |
| E1097 | REP. SERVO DAEWOO RACER GTI | | | | SIMPLE | DELCO |
| E1097D | DIAFR. SOLO GOMA RACER GTI | 8 1/2" | 40mm | 60mm | | DELCO |
| E1098 | REP. SERVO RACER ESPERO NUBIRA CIELO | 10" | | | SIMPLE | DELCO |
| E1100 | REP. SERVO DAEWOO TICO MATIZ | | | | SIMPLE | MANDO |
| E1114 | REP. SERVO DAEWOO TICO | | | | SIMPLE | DELCO |
| E1114D | DIAF. SERVO DAEWOO TICO | 164mm | 35mm | 37mm | | DELCO |
| E1138 | REP. SERVO DAEWOO MATIZ | | | | SIMPLE | DELCO |
| E1138D | DIAF. SERVO DAEWOO MATIZ | 268mm | 62mm | 70mm | | DELCO |
| DEUTZ | | | | | | |
| E1070 | REP. SERVO DEUTZ 1600 - 1800 | | | | SIMPLE | BENDIX BOSCH |
| E1070D | DIAFR. SERVO SOLO GOMA DEUTZ 1600 - 1800 | 11 1/2" | 65mm | 46mm | | BENDIX BOSCH |
| DODGE (ver Chrysler) | | | | | | |



REPARACIONES SERVO NACIONAL - IMPORTADO

E

| Código | Descripción | Diam. Ext. | Aguj. Int | Alt. | Detalle | Sist. |
|-------------|--|------------|-----------|------|---------|--------------|
| FIAT | | | | | | |
| E620/1 | REP. MENOR SERVO FIAT 619 | | | | | |
| E1007 | REP. SERVO TEMPRA - TIPO - FIORINO - UNO | | | | SIMPLE | BENDIX BOSCH |
| E1007D | VER FB2827 | 8 1/2" | 64mm | 30mm | | |
| E1008 | REP. SERVO FIAT 147 BRASIL | | | | SIMPLE | VARGA |
| E1008D | DIAFR. SOLO GOMA FIAT 147 BRASIL | 7" | 42mm | 30mm | | VARGA |
| E1009 | REP. SERVO DUCATO TIPO | | | | SIMPLE | BENDIX BOSCH |
| E1009D | DIAFR. SOLO GOMA DUCATO TIPO | 9 1/2" | 64mm | 30mm | | BENDIX BOSCH |
| E1045 | REP. SERVO FIAT 132 - REGATA (ITALIA) | | | | SIMPLE | BENDIX |
| E1045D | DIAFR. SOLO GOMA FIAT 132 - REGATA | 7 1/2" | 64mm | 27mm | | BENDIX |
| E1056 | REP. SERVO FIAT 147 - DUNA - UNO - FIORINO | | | | SIMPLE | ATE |
| E1056D | DIAFR. SOLO GOMA 147 - DUNA - UNO - FIORINO | 8" | 50mm | 60mm | SIMPLE | ATE |
| E1064 | REP. SERVO FIAT 147 - UNO - DUNA - TEMPRA - FIORINO - ELBA | | | | SIMPLE | BENDIX BOSCH |
| E1064D | DIAFR. SOLO GOMA 147 - UNO - FIORINO - DUNA - TEMPRA | 7 1/2" | 63mm | 30mm | | BENDIX BOSCH |
| E1065 | REP. SERVO FIAT PALIO | | | | SIMPLE | ATE |
| E1065D | DIAFR. SERVO SOLO GOMA FIAT PALIO (Talón Bajo) | 8 1/2" | 50mm | 60mm | | ATE |
| E1066 | REP. SERVO FIAT PALIO | | | | | ATE |
| E1066D | DIAFR. SOLO GOMA PALIO - SIENA (Vuelo Alto) | 8 1/2" | 50mm | 65mm | | ATE |
| E1070 | REP. SERVO FIAT DUCATO | | | | SIMPLE | BENDIX BOSCH |
| E1070D | DIAFR. SERVO SOLO GOMA FIAT DUCATO | 11 1/2" | 65mm | 46mm | | BENDIX BOSCH |
| E1077 | REP. SERVO FIAT SIENA | | | | SIMPLE | ATE |
| E1077D | DIAFR. SOLO GOMA FIAT SIENA | 9" 1/2 | 50mm | 60mm | | ATE |
| E1079 | REP. SERVO FIAT TIPO - TEMPRA | | | | TANDEM | BENDIX |
| E1079DA | DIAF. SUPERIOR GOMA FIAT TIPO - TEMPRA | 210mm | 62mm | 30mm | | BENDIX |
| E1079DB | DIAF. INFERIOR GOMA FIAT TIPO - TEMPRA | 220mm | 118mm | 30mm | | BENDIX |
| E1082 | REP. SERVO FIAT DUCATO | | | | SIMPLE | BENDIX BOSCH |
| E1082D | DIAFR. SOLO GOMA DUCATO | 10 1/2" | 63mm | 38mm | | BENDIX BOSCH |
| E1087 | REP. SERVO FIAT DUNA - 147 | | | | SIMPLE | VARGA |
| E1087D | DIAFR. FIAT DUNA - 147 | 200mm | 55mm | 46mm | | VARGA |
| E1121 | REP. SERVO FIAT DUCATO | | | | SIMPLE | BENDIX BOSCH |
| E1121D | DIAFR. SOLO GOMA FIAT DUCATO | 11 1/2" | 63mm | 38mm | | BENDIX |
| E1129 | REP. SERVO FIAT IDEA | | | | SIMPLE | ATE |
| E1158 | JGO. REP. FIAT BRAVO | | | | | BOSCH |
| E1158D | DIAF. FIAT BRAVO (N° ORIG. 0204254617) | | | | SIMPLE | BOSCH |
| FORD | | | | | | |
| E1007 | REP. SERVO FORD SIERRA - ESCORT | | | | SIMPLE | BENDIX BOSCH |
| E1007D | VER FB2827 | 8 1/2" | 64mm | 30mm | | BENDIX BOSCH |
| E1009 | REP. SERVO ESCORT - ORION - GALAXY - TRANSIT - LOGUS | | | | SIMPLE | BENDIX BOSCH |
| E1009D | DIAFR. SOLO GOMA ESCORT - ORION - GALAXY - TRANSIT - LOGUS | 9 1/2" | 64mm | 30mm | | BENDIX BOSCH |
| E1011 | REP. SERVO F250 F350 F4000 | | | | TANDEM | BENDIX |
| E1011DA | DIAFR. ALTO SOLO GOMA F250 - F350 - F4000 | 218mm | 118mm | 26mm | | BENDIX |



REPARACIONES SERVO NACIONAL - IMPORTADO

E

| Código | Descripción | Diam. Ext. | Aguj. Int | Alt. | Detalle | Sist. |
|---------------------|---|------------|-----------|------|---------|-------------------|
| FORD - cont. | | | | | | |
| E1011DB | DIAFR. BAJO SOLO GOMA F250 - F350 - F4000 | 218mm | 118mm | 28mm | | BENDIX |
| E1012 | REP. SERVO FORD RANGER BRONCO 80/85 | | | | SIMPLE | BENDIX |
| E1012D | DIAFR. SOLO GOMA RANGER BRONCO | 270mm | 63mm | 61mm | | BENDIX |
| E1024 | REP. SERVO KA - COURIER | | | | | TRW LUCAS |
| E1024D | DIAFR. SERVO SIMPLE FORD COURIER - FIESTA - KA | 240mm | 55mm | | | TRW LUCAS GIRLING |
| E1049 | REP. SERVO BRONCO E100 E150 | | | | SIMPLE | BENDIX |
| E1049D | DIAF. SERVO BRONCO E100 E150 | 268mm | 62mm | 70mm | | BENDIX |
| E1055 | REP. SERVO FIESTA - KA - COURIER | | | | SIMPLE | LUCAS |
| E1055D | DIAFR. SOLO GOMA GALAXY- FIESTA - KA - COURIER | 9 1/2" | 55mm | 30mm | | VARGA |
| E1063 | REP. SERVO RANGER | | | | TANDEM | DELCO |
| E1063DA | DIAFR. BOMBEADO SOLO GOMA RANGER | 248mm | 40mm | 60mm | TANDEM | DELCO |
| E1063DB | DIAFR. PLANO SOLO GOMA RANGER | 265mm | 52mm | 23mm | TANDEM | DELCO |
| E1068 | REP. SERVO FORD FALCON | | | | TANDEM | BENDIX BOSCH |
| E1070 | REP. SERVO F100 / 1000 / 4000 | | | | SIMPLE | BENDIX BOSCH |
| E1070D | DIAFR. SERVO SOLO GOMA FORD F100 - 250 - 350 - 1000 - 4000 | 11 1/2" | 65mm | 46mm | | BENDIX BOSCH |
| E1072A | DIAFRAGMA SERVO (Tetones Abiertos) | | | | | VARGA |
| E1072B | DIAFRAGMA SERVO FORD FIESTA (Dos Tetones Altos Pasantes) | 8 1/2" | 55mm | 46mm | | VARGA |
| E1072F | REP. SERVO FORD FIESTA (INDUVAR) (Dos Tetones Altos Pasantes) | 8 1/2" | 55mm | 46mm | SIMPLE | VARGA |
| E1082 | REP. SERVO FOCUS - MONDEO - TRANSIT | | | | SIMPLE | BENDIX BOSCH |
| E1082D | DIAFR. SOLO GOMA FOCUS - MONDEO - TRANSIT | 10 1/2" | 63mm | 38mm | | BENDIX BOSCH |
| E1086 | REP. SERVO F150 - EXPLORER - RANGER | | | | TANDEM | BENDIX BOSCH |
| E1086DA | DIAFR. SOLO GOMA SUPERIOR F150 - EXPLORER - RANGER | 8 1/2" | - | - | | BENDIX BOSCH |
| E1086DB | DIAFR. SOLO GOMA INFERIOR F150 - EXPLORER - RANGER | 8 1/2" | - | - | | BENDIX BOSCH |
| E1089 | REP. SERVO FOCUS | | | | SIMPLE | LUCAS VARGA |
| E1089D | DIAFR. SOLO GOMA FOCUS | 10 1/2" | 55mm | 60mm | | VARGA LUCAS |
| E1094 | REP. SERVO F250 F350 87/97 (USA) EXPEDITION 97/02 EXCURSION | | | | TANDEM | BOSCH |
| E1116 | REP. SERVO F150 88/98 F250 BRONCO 89/96 WINDSTAR 95/98 | | | | SIMPLE | BENDIX |
| E1129 | REP. SERVO FORD FOCUS | | | | SIMPLE | ATE |
| E1131 | REP. SERVO FORD GRANADA | | | | | ATE |
| E1157 | JGO. REP. SERVO ECOSPORT - TITANIUM - FIESTA | | | | SIMPLE | ATE |
| E1157D | DIAF. ECOSPORT - TITANIUM - FIESTA (Nº ORG. 20.5600.1653.1) | 263mm | 48mm | 45mm | SIMPLE | ATE |
| E1163 | JGO. REP. SERVO SIMPLE FORD RANGER | | | | | BOSCH |
| E1163D | DIAFR. SERVO SIMPLE FORD RANGER 11/.. (Nº ORIG. 32482416) | | | | | BOSCH |
| E1168 | JGO. REP. DIAF. P/SERVO SIMPLE FORD FIESTA KINETIC | | | | SIMPLE | BOSCH |
| E1168D | DIAF. P/SERVO SIMPLE FORD FIESTA KINETIC | 248mm | | | SIMPLE | BOSCH |
| E1170 | JGO. REP. DIAF. P/SERVO SIMPLE FORD FOCUS II | | | | SIMPLE | ATE |
| E1170D | DIAF. P/SERVO SIMPLE FORD FOCUS II | 270mm | 58mm | | SIMPLE | ATE |



REPARACIONES SERVO NACIONAL - IMPORTADO

E

| Código | Descripción | Diam. Ext. | Aguj. Int | Alt. | Detalle | Sist. |
|---------------------|--|------------|-----------|------|---------|-------------------------------|
| FORD - cont. | | | | | | |
| E1624 | DIAFR. SOLO GOMA FOCUS | 10" | 52mm | 38mm | | ATE |
| E8035 | REP. SERVO SIERRA - ESCORT - FIESTA | | | | SIMPLE | VARGA TENSA |
| E8035D | VER FT1101 | 222mm | 54mm | 26mm | | VARGA TENSA |
| E20073 | DIAFRAGMA SOLO GOMA GRANADA (Borde Liso) | 8 1/2" | 68mm | 33mm | | ATE |
| E20074 | DIAFRAGMA SOLO GOMA GRANADA (Borde Corrugado) | 8 1/2" | 68mm | 33mm | | ATE |
| E7771004 | REP. FORD DUTY | | | | | |
| HONDA | | | | | | |
| E1016 | REP. SERVO HONDA CIVIC | | | | SIMPLE | NISSIN |
| E1022 | REP. SERVO ACCORD D/T NUEVO | | | | | NISSIN |
| E1027 | REP. HONDA FIT | | | | SIMPLE | NISSIN |
| E1028 | REP. CIVIC NUEVO | | | | SIMPLE | NISSIN |
| E1081 | REP. SERVO HONDA CIVIC 81/.. | | | | SIMPLE | JKC |
| E1112 | REP. SERVO ACCORD - PRELUDE 92/96 CRV | | | | TANDEM | JKC |
| E1118 | REP. SERVO ACCORD - CIVIC - PRELUDE 82/87 | | | | TANDEM | NISSIN |
| E1120 | REP. SERVO ACCORD 90/97 CIVIC 98/00 PRELUDE | | | | TANDEM | NISSIN |
| E1120DA | DIAF. SUP. ACCORD - CIVIC - PRELUDE | 210mm | - | 32mm | | JKC |
| E1120DB | DIAF. INF. ACCORD - CIVIC - PRELUDE | 195mm | - | 25mm | | JKC |
| E1182 | JGO. REP. SERVO (C/TETONES) NEW CIVIC | | | | SIMPLE | NISSIN |
| E1182D | DIAF. SERVO (C/ TETONES) NEW CIVIC (USO E1182) | | | | SIMPLE | NISSIN |
| E1183 | JGO. REP. SERVO CITY - FIT | | | | SIMPLE | NISSIN |
| E1183D | DIAF. SERVO CITY - FIT (USO EN REPARACION 1183) | | | | SIMPLE | NISSIN |
| E1700300 | DIAF. SERVO HONDA CIVIC '80s | | | | | NISSIN |
| HYUNDAI | | | | | | |
| E1018 | REP. SERVO HYUNDAI ATOS | | | | SIMPLE | MANDO |
| E1091 | REP. SERVO SONATA 89/94 | | | | TANDEM | GIRLING - TRW - LUCAS - VARGA |
| E1091DA | DIAF. SUP. SONATA 89/94 | - | - | - | | GIRLING - TRW - LUCAS - VARGA |
| E1091DB | DIAF. INF. SONATA 89/94 | - | - | - | | GIRLING - TRW - LUCAS - VARGA |
| E1111 | REP. SERVO SONATA 96/98 | | | | SIMPLE | ATE |
| E1125 | REP. SERVO HYUNDAI ATOS | | | | | |
| E1141D | DIAF. SERVO HYUNDAI H100 | 235mm | 40mm | 40mm | | DELCO |
| E494005 | DIAFR. SOLO GOMA ATOS | 7 1/2" | 51mm | 50mm | | MANDO |
| ISUZU | | | | | | |
| E1075 | REP. SERVO LUV AMIGO TROOPER | | | | SIMPLE | JKC VARGA |
| E1075D | DIAFR. SOLO GOMA LUV AMIGO TROOPER | 9 1/2" | 55mm | 31mm | | JKC VARGA |
| E1112 | REP. SERVO AMIGO TROOPER TROOPER II | | | | TANDEM | JKC |
| IVECO | | | | | | |
| E1080 | REP. SERVO IVECO TURBO DAILY DORADO | | | | TANDEM | BENDIX BOSCH |
| E1080DA | DIAFR. SUPERIOR SOLO GOMA IVECO TURBO DAILY DORADO | 8" | 118mm | 27mm | TANDEM | BENDIX BOSCH |
| E1080DB | DIAFR. INFERIOR SOLO GOMA IVECO TURBO DAILY DORADO | 8" | 118mm | 36mm | TANDEM | BENDIX BOSCH |



REPARACIONES SERVO NACIONAL - IMPORTADO

E

| Código | Descripción | Diam. Ext. | Aguj. Int | Alt. | Detalle | Sist. |
|----------------------|---|------------|-----------|------|---------|-----------------|
| IVECO - cont. | | | | | | |
| E1094 | REP. SERVO IVECO DAILY (NEGRO) | | | | TANDEM | BOSCH |
| JEEP | | | | | | |
| E1014J | REP. SERVO JEEP CHEROKEE | | | | TANDEM | ATE |
| E1086 | REP. SERVO JEEP CHEROKEE | | | | TANDEM | BENDIX BOSCH |
| E1086DA | DIAFR. SOLO GOMA SUPERIOR JEEP CHEROKEE GRAND CHEROKEE COMANCHE WAGONEER | 8 1/2" | - | - | | BENDIX BOSCH |
| E1086DB | DIAFR. SOLO GOMA INFERIOR JEEP CHEROKEE GRAND CHEROKEE COMANCHE WAGONEER | 8 1/2" | - | - | | BENDIX BOSCH |
| E1144 | REP. SERVO CHEROKEE | | | | TANDEM | ATE |
| E5407 | DIAF. INF. CHEROKEE | 221mm | 59mm | 30mm | TANDEM | ATE |
| KIA - ASIA | | | | | | |
| E1122 | REP. SERVO ASIA TOPIC | | | | SIMPLE | JKC |
| E1122D | DIAF. SERVO ASIA TOPIC | 237mm | 65mm | 45mm | | JKC |
| E1120 | REP. SERVO KIA SPORTAGE 98/02 | | | | TANDEM | JKC |
| E1120DA | DIAF. SUP. KIA SPORTAGE 98/02 | 210mm | - | 32mm | | JKC |
| E1120DB | DIAF. INF. KIA SPORTAGE 98/02 | 195mm | - | 25mm | | JKC |
| E1122 | REP. SERVO KIA BESTA | | | | SIMPLE | JKC |
| E1122D | DIAF. SERVO KIA BESTA | 237mm | 65mm | 45mm | | JKC |
| LADA | | | | | | |
| E1084 | REP. SERVO SAMARA - LAIKA - NIVA - RIVA | | | | SIMPLE | VARGA |
| E1084D | DIAFR. SOLO GOMA SAMARA - LAIKA - NIVA - RIVA | 8 1/2" | 130mm | 31mm | | VARGA |
| E8035 | REP. SERVO LADA | | | | SIMPLE | TENSA VARGA |
| E8035D | VER FT1101 | 222mm | 54mm | 26mm | | TENSA VARGA |
| MAZDA | | | | | | |
| E1075 | REP. SERVO MX-3 90/94 MX-6 626 929 B2600 | | | | SIMPLE | JKC VARGA |
| E1075D | DIAFR. SOLO GOMA MAZDA MX3 - MX6 626 929 | 9 1/2" | 55mm | 31mm | | JKC VARGA |
| E1086 | REP. SERVO TRUCK B2300 B3500 B3000 NAVAJO 91/94 | | | | TANDEM | BENDIX |
| E1086DA | DIAFR. SOLO GOMA SUPERIOR B2300 B3500 B3000 NAVAJO 91/94 | 8 1/2" | - | - | | BENDIX BOSCH |
| E1086DB | DIAFR. SOLO GOMA INFERIOR B2300 B3500 B3000 NAVAJO 91/94 | 8 1/2" | - | - | | BENDIX BOSCH |
| E1112 | REP. SERVO 626 929 MPV PICK-UP | | | | TANDEM | JKC |
| E1120 | REP. SERVO 626 929 MPV PICK-UP B2600 | | | | TANDEM | NISSIN |
| E1120DA | DIAF. SUP. 626 929 MPV PICK-UP B2600 | 210mm | - | 32mm | | JKC |
| E1120DB | DIAF. INF. 626 929 MPV PICK-UP B2600 | 195mm | - | 25mm | | JKC |
| M. BENZ | | | | | | |
| E1055 | REP. SERVO MB. 180 | | | | SIMPLE | LUCAS VARGA |
| E1055D | DIAFR. SOLO GOMA MB 180 | 9 1/2" | 55mm | 30mm | | VARGA |
| E1073 | REP. SERVO MB. 709 710 ALEMAN | | | | TANDEM | ATE |
| E1073DA | DIAFR. SUPERIOR SOLO GOMA MB 710 - 709 | 9 1/2" | 48mm | 42mm | | ATE |





REPARACIONES SERVO NACIONAL - IMPORTADO

E

| Código | Descripción | Diam. Ext. | Aguj. Int | Alt. | Detalle | Sist. |
|------------------------|--|------------|-----------|------|---------|-------------------------------|
| M. BENZ - cont. | | | | | | |
| E1073DB | DIAFR. INFERIOR SOLO GOMA MB 710 - 709 | 9 1/2" | 50mm | 67mm | | ATE |
| E1089 | REP. SERVO MB. SPRINTER | | | | SIMPLE | LUCAS VARGA |
| E1089D | DIAFR. SOLO GOMA MB SPRINTER | 10 1/2" | 55mm | 60mm | | VARGA LUCAS |
| E1091 | REP. SERVO MB 190D E240 S320 S350 86/92 | | | | TANDEM | GIRLING - TRW - LUCAS - VARGA |
| E1091DA | DIAF. SUP. MB 190D E240 S320 S350 86/92 | - | - | - | | GIRLING - TRW - LUCAS - VARGA |
| E1091DB | DIAF. INF. MB 190D E240 S320 S350 86/92 | - | - | - | | GIRLING - TRW - LUCAS - VARGA |
| E1108 | REP. SERVO MB E320 E420 E500 | | | | SIMPLE | ATE |
| E1111 | REP. SERVO MB C220 94/96 C230 97/00 C280 94/00 CLK 320 98/00 E300D E320 94/95 280C E300D | | | | SIMPLE | ATE |
| E1121 | REP. SERVO MB SPRINTER | | | | SIMPLE | BENDIX |
| E1121D | DIAFR. SOLO GOMA MB SPRINTER | 11 1/2" | 63mm | 38mm | | BENDIX |
| E1123 | REP. MB SRPINTER | | | | TANDEM | TRW |
| E1159 | JGO. REP. SERVO MB 450 70'S | | | | | ATE |
| E1159D | DIAF. MB 450 70'S (Nº ORIG. 6818.5412.1) | | | | | ATE |
| E1166 | JGO. REP. DIAF. P/SERVO SIMPLE CLASE E 70/.. - 80/.. | | | | SIMPLE | ATE |
| E1166D | DIAF. P/SERVO SIMPLE M. BENZ CLASE E 70/.. - 80/.. | 245mm | 68mm | | SIMPLE | ATE |
| METRO | | | | | | |
| E1101 | REP. SERVO METRO (SERVO HIDRAULICO) | | | | SIMPLE | - |
| E1101D | DIAF. SERVO CAMIONES METRO | 312mm | 10mm | 67mm | | - |
| E1102 | REP. SERVO METRO (SERVO HIDRAULICO) | | | | SIMPLE | - |
| E1102D | DIAF. SERVO CAMIONES METRO | 9 1/2" | 67mm | 76mm | | - |
| MITSUBISHI | | | | | | |
| E1075 | REP. SERVO ECLIPSE - GALANT 89/94 - LANCER | | | | - | JKC VARGA |
| E1075D | DIAFR. SOLO GOMA ECLIPSE - GALANT - LANCER | 9 1/2" | 55mm | 31mm | | JKC VARGA |
| E1091 | REP. SERVO MONTERO - PAJERO - L200 | | | | TANDEM | GIRLING - TRW - LUCAS - VARGA |
| E1091DA | DIAF. SUP. MONTERO - PAJERO - L200 | - | - | - | | GIRLING - TRW - LUCAS - VARGA |
| E1091DB | DIAF. INF. MONTERO - PAJERO - L200 | - | - | - | | GIRLING - TRW - LUCAS - VARGA |
| E1107 | REP. SERVO MITSUBISHI CANTER - COASTER | | | | SIMPLE | AISIN |
| E1120 | REP. SERVO ECLIPSE 89/98 GALANT 3000GT | | | | TANDEM | JKC |
| E1120DA | DIAF. SUP. ECLIPSE 89/98 GALANT 3000GT | 210mm | - | 32mm | | JKC |
| E1120DB | DIAF. INF. ECLIPSE 89/98 GALANT 3000GT | 195mm | - | 25mm | | JKC |
| E1122 | REP. SERVO MITSUBISHI L200 - L300 | | | | SIMPLE | JKC |
| E1122D | DIAF. SERVO MITSUBISHI L200 - L300 | 237mm | 65mm | 45mm | | JKC |
| E1124 | REP. SERVO MITSUBISHI COLT | | | | | |
| E1133 | REP. SERVO COLT | | | | SIMPLE | AISIN |
| E1134 | REP. SERVO MITSUBISHI COLT - AUTOS JAPONESES CHICOS MOD. 90/96 | | | | | AISIN |
| E21101 | DIAFR. SOLO GOMA MITSUBISHI COLT | 8 1/2" | 55mm | 31mm | | AISIN |
| NISSAN | | | | | | |
| E1055 | REP. SERVO PATHFINDER - TERRANO | | | | SIMPLE | VARGA LUCAS |
| E1055D | DIAFR. SOLO GOMA TERRANO - PATHFINDER | 9 1/2" | 55mm | 30mm | | VARGA LUCAS |



REPARACIONES SERVO NACIONAL - IMPORTADO

E

| Código | Descripción | Diam. Ext. | Aguj. Int | Alt. | Detalle | Sist. |
|-----------------------|--|------------|-----------|------|---------|-------------------------------|
| NISSAN - cont. | | | | | | |
| E1091 | REP. SERVO TERRANO - PATHFINDER | | | | TANDEM | GIRLING - TRW - LUCAS - VARGA |
| E1091DA | DIAF. SUP. TERRANO - PATHFINDER | - | - | - | | GIRLING - TRW - LUCAS - VARGA |
| E1091DB | DIAF. INF. TERRANO - PATHFINDER | - | - | - | | GIRLING - TRW - LUCAS - VARGA |
| E1109 | REP SERVO EMBRAGUE CIVILIAN PATROL | | | | SIMPLE | JKC AISIN |
| E1109D | DIAF. SERVO NISSAN PATROL - CIVILIAN | 151mm | 66mm | 31mm | | AISIN |
| E1112 | REP. SERVO PATHFINDER MAXIMA STANZA ALTIMA 90/91 QUEST 300ZX D21 PICK-UP | | | | TANDEM | JKC |
| E1115 | REP. SERVO SENTRA | | | | SIMPLE | BENDIX BOSCH |
| E1120 | REP. SERVO FRONTIER 98/04 SENTRA 91/99 | | | | TANDEM | JKC |
| E1120DA | DIAF. SUP. FRONTIER 98/04 SENTRA 91/99 200SX ALTIMA MAXIMA STANZA | 210mm | - | 32mm | | JKC |
| E1120DB | DIAF. INF. FRONTIER 98/04 SENTRA 91/99 200SX ALTIMA MAXIMA STANZA | 195mm | - | 25mm | | JKC |
| E1172 | JGO. REP. DIAF. P/SERVO DT NISSAN FRONTIER | | | | TANDEM | BOSCH |
| E1172D | DIAF. P/SERVO NISSAN FRONTIER | 235-240 | 80mm | | SIMPLE | BOSCH |
| PEUGEOT | | | | | | |
| E1004J | REP. SERVO P505 | | | | | |
| E1007 | REP. SERVO P405 | | | | SIMPLE | BENDIX BOSCH |
| E1007D | VER FB2827 | 8 1/2" | 64mm | 30mm | | BENDIX BOSCH |
| E1009 | REP. SERVO P205 - 206 - 306 - PARTNER | | | | SIMPLE | BENDIX BOSCH |
| E1009D | DIAFR. SOLO GOMA P205 - 206 - 306 - PARTNER | 9 1/2" | 64mm | 30mm | | BENDIX BOSCH |
| E1056 | REP. SERVO P106 - 205 | | | | SIMPLE | ATE |
| E1056D | DIAFR. SERVO SOLO GOMA P106 - 205 | 8" | 50mm | 60mm | | |
| E1065 | REP. SERVO P306 - 405 | | | | SIMPLE | ATE |
| E1065D | DIAFR. SERVO SOLO GOMA P306 - 405 (Talón Bajo) | 8 1/2" | 50mm | 60mm | | ATE |
| E1066 | REP. SERVO PEUGEOT 306 - 405 | | | | | ATE |
| E1066D | DIAFR. SOLO GOMA PEUGEOT 306 - 405 (Vuelo Alto) | 8 1/2" | 50mm | 65mm | | ATE |
| E1070 | REP. SERVO BOXER - P806 | | | | SIMPLE | BENDIX BOSCH |
| E1070D | DIAFRAGMA SERVO BOXER - P806 | 11 1/2" | 65mm | 46mm | | BENDIX BOSCH |
| E1072A | DIAFRAGMA SERVO (Tetones Abiertos) | | | | | VARGA |
| E1072 | REP. SERVO P504 MODELO NUEVO (INDUVAR) (Dos Tetones Ciegos) | 8 1/2" | 55mm | 46mm | SIMPLE | VARGA |
| E1072D | DIAFRAGMA SERVO P504 MODELO NUEVO (INDUVAR) (Dos Tetones Ciegos) | 8 1/2" | 55mm | 46mm | | VARGA |
| E1077 | REP. SERVO P405 | | | | SIMPLE | ATE |
| E1077D | DIAFR. SOLO GOMA P405 | 9" 1/2 | 50mm | 60mm | | ATE |
| E1082 | REP. SERVO P405 - P406 - P605 - EXPERT | | | | SIMPLE | BENDIX BOSCH |
| E1082D | DIAFR. SOLO GOMA P405 - P406 - P605 - EXPERT | 10 1/2" | 63mm | 38mm | | BENDIX BOSCH |
| E1083 | REP. SERVO P306 GASOLERO - PARTNER - P205 | | | | SIMPLE | ATE |
| E1083D | DIAFR. SOLO GOMA P306 GASOLERO | 9 1/2" | 52mm | 30mm | | ATE |
| E1088 | REP. SERVO P306 - PARTNER - P206 | | | | SIMPLE | ATE |
| E1088D | DIAFR. SOLO GOMA P306 - PARTNER - P206 | 8 1/2" | 52mm | 30mm | | ATE |
| E1104 | REP. SERVO P405 | | | | SIMPLE | ATE CDT |
| E1104D | DIAFR. SOLO GOMA P405 | 9 1/2" | 73mm | 35mm | | ATE CDT |



| Código | Descripción | Diam. Ext. | Aguj. Int | Alt. | Detalle | Sist. |
|------------------------|---|------------|-----------|------|---------|--------------|
| PEUGEOT - cont. | | | | | | |
| E1113 | REP. SERVO P205 - 206 - 306 - PARTNER | | | | SIMPLE | ATE |
| E1113D | DIAF. SERVO P205 - 206 - 306 - PARTNER | 9 1/2" | 52mm | 30mm | | ATE |
| E1127 | REP. SERVO P307 | | | | TANDEM | ATE |
| E1158 | JGO. REP. PEUGEOT 307 - 308 | | | | | BOSCH |
| E1158D | DIAF. PEUGEOT 307 - 308 (N° ORIG. 0204254617) | | | | SIMPLE | BOSCH |
| E1159 | JGO. REP. SERVO PEUGEOT 405 | | | | | ATE |
| E1159D | DIAF. PEUGEOT 405 (N° ORIG. 6818.5412.1) | | | | | ATE |
| E1160 | JGO. REP. SERVO PEUGEOT 207 - 208 | | | | SIMPLE | TRW |
| E1160D | DIAF. PEUGEOT 207 - 208 (N° ORIG. 32482373) | | | | SIMPLE | TRW |
| RENAULT - IKA | | | | | | |
| E1007 | REP. SERVO R19 - CLIO - EXPRESS - MEGANE | | | | SIMPLE | BENDIX BOSCH |
| E1007D | VER FB2827 | 8 1/2" | 64mm | 30mm | | BENDIX BOSCH |
| E1009 | REP. SERVO R21 | | | | SIMPLE | BENDIX BOSCH |
| E1009D | DIAFR. SOLO GOMA R21 | 9 1/2" | 64mm | 30mm | | BENDIX BOSCH |
| E1030 | REP. SERVO RENAULT LOGAN - SANDERO | | | | | ATE |
| E1064 | REP. SERVO RENAULT CLIO - TWINGO | | | | SIMPLE | BENDIX BOSCH |
| E1064D | DIAFR. SOLO GOMA CLIO - TWINGO | 7 1/2" | 63mm | 30mm | | BENDIX BOSCH |
| E1065 | REP. SERVO R19 - CLIO - EXPRESS | | | | SIMPLE | ATE |
| E1065D | DIAFR. SERVO SOLO GOMA R19 - CLIO - EXPRESS (Talón Bajo) | 8 1/2" | 50mm | 60mm | | ATE |
| E1066 | REP. SERVO RENAULT CLIO - EXPRESS - 19 | | | | | ATE |
| E1066D | DIAFR. SOLO GOMA CLIO - EXPRESS - 19 (Vuelo Alto) | 8 1/2" | 50mm | 65mm | | ATE |
| E1068 | REP. SERVO IKA TORINO GROSSPAL | | | | TANDEM | BENDIX BOSCH |
| E1069 | REP. SERVO TRAFIC MOTOR 1400 | | | | SIMPLE | VARGA TENSA |
| E1072 | REP. SERVO R9 - R11 - R12 - CLIO - EXPRESS (Dos Tetones Ciegos) | | | | SIMPLE | VARGA |
| E1072A | DIAFRAGMA SERVO (Tetones Abiertos) | | | | | VARGA |
| E1072B | DIAFR. SERVO R19 (Dos Tetones Altos Pasantes) | 8 1/2" | 55mm | 46mm | | VARGA |
| E1072D | DIAFR. SERVO R9 - R11 - R12 - CLIO - EXPRESS (Dos Tetones Ciegos) | 8 1/2" | 55mm | 46mm | | VARGA |
| E1072F | REP. SERVO R19 (Dos Tetones Altos Pasantes) | | | | SIMPLE | |
| E1082 | REP. SERVO LAGUNA - SCENIC | | | | SIMPLE | BENDIX BOSCH |
| E1082D | DIAFR. SOLO GOMA LAGUNA - SCENIC | 10 1/2" | 63mm | 38mm | | BENDIX BOSCH |
| E1110 | REP. SERVO RENAULT LAGUNA | | | | TANDEM | BENDIX BOSCH |
| E1121 | REP. SERVO RENAULT MASTER | | | | SIMPLE | BENDIX |
| E1121D | DIAFR. SOLO GOMA RENAULT MASTER | 11 1/2" | 63mm | 38mm | | BENDIX |
| E1127 | REP. SERVO RENAULT LAGUNA | | | | TANDEM | ATE |
| E1128 | REP. SERVO GOMA Y CHAPA RENAULT MASTER - LAGUNA - KANGOO - RODEO - TRAFIC - MEGANE | 8 1/2" | | | TANDEM | BENDIX BOSCH |
| E1129 | REP. SERVO RENAULT SCENIC - MEGANE | | | | SIMPLE | ATE |
| E1132 | REP. SERVO GOMA Y CHAPA RENAULT MASTER - MEGANE - LAGUNA - KANGOO - RODEO (GASOLEROS) | 9 1/2" | | | TANDEM | BENDIX BOSCH |
| E1157 | JGO. REP. RENAULT LAGUNA | | | | SIMPLE | ATE |
| E1157D | DIAF. RENAULT LAGUNA (N° ORG. 20.5600.1653.1) | 263mm | 48mm | 45mm | SIMPLE | ATE |



REPARACIONES SERVO NACIONAL - IMPORTADO

E

| Código | Descripción | Diam. Ext. | Aguj. Int | Alt. | Detalle | Sist. |
|---------------------------|--|------------|-----------|------|---------|-------------------------------|
| RENAULT - cont. | | | | | | |
| E1158 | JGO. REP. RENAULT MEGANE | | | | | BOSCH |
| E1158D | DIAF. RENAULT MEGANE (N° ORIG. 0204254617) | | | | SIMPLE | BOSCH |
| E1165 | JGO. REP. SERVO SIMPLE RENAULT DUSTER - OROCH - MEGANE II | | | | | BOSCH |
| E1165D | DIAFR. SERVO SIMPLE RENAULT DUSTER - OROCH - MEGANE II (N° ORIG. 204223614) | | | | | TRW |
| E1170 | JGO. REP. DIAF. P/SERVO SIMPLE RENAULT MEGANE II | | | | SIMPLE | ATE |
| E1170D | DIAF. P/SERVO SIMPLE RENAULT MEGANE II | 270mm | 58mm | | SIMPLE | ATE |
| E5403 | DIAFR. SOLO GOMA LAGUNA | 8 1/2" | 32mm | 70mm | TANDEM | ATE |
| E5406 | DIAFR. SOLO GOMA LAGUNA | 8 1/2" | 48mm | 36mm | TANDEM | ATE |
| E5476 | DIAFRAGMA RENAULT LOGAN - SANDERO | 236 | | | | ATE |
| E8035 | REP. SERVO R9 R11 R12 DESCARTABLE | | | | SIMPLE | TENSA VARGA |
| E8035D | VER FT1101 | 222mm | 54mm | 26mm | | TENSA VARGA |
| E8322 | DIAFR. SOLO GOMA MASTER - LAGUNA - MEGANE - RODEO - KANGOO - NAFTEROS | 8" | 42mm | 27mm | TANDEM | BENDIX BOSCH |
| E8327 | DIAFR. GOMA Y CHAPA MASTER - LAGUNA - MEGANE - RODEO - KANGOO - NAFTEROS | 8" | 67mm | 69mm | TANDEM | BENDIX BOSCH |
| E351905 | DIAFR. GOMA Y CHAPA MOT. DIESEL MASTER - LAGUNA - MEGANE - KANGOO - RODEO - GASOLER. | 9 1/2" | 67mm | 76mm | | BENDIX BOSCH |
| E351914 | DIAFR. GOMA SOLA MOT. DIESEL MASTER - LAGUNA - MEGANE - KANGOO - RODEO | 9 1/2" | 42mm | 40mm | | BENDIX BOSCH |
| ROVER - LAND ROVER | | | | | | |
| E1091 | REP. SERVO DISCOVERY - DEFENDER | | | | TANDEM | GIRLING - TRW - LUCAS - VARGA |
| E1091DA | DIAF. SUP. DISCOVERY - DEFENDER | - | - | - | | GIRLING - TRW - LUCAS - VARGA |
| E1091DB | DIAF. INF. DISCOVERY - DEFENDER | - | - | - | | GIRLING - TRW - LUCAS - VARGA |
| E1110 | REP. SERVO ROVER 420i | | | | TANDEM | BENDIX BOSCH |
| SANXING | | | | | | |
| E1096 | REP. SERVO SANXING | | | | SIMPLE | - |
| SEAT | | | | | | |
| E1083 | REP. SERVO SEAT CORDOBA - IBIZA - TOLEDO | | | | SIMPLE | ATE |
| E1083D | DIAFR. SOLO GOMA CORDOBA - IBIZA - TOLEDO | 9 1/2" | 52mm | 30mm | | ATE |
| E1113 | REP. SERVO SEAT CORDOBA - IBIZA - TOLEDO | | | | SIMPLE | ATE |
| E1113D | DIAF. SERVO SEAT CORDOBA - IBIZA - TOLEDO | 9 1/2" | 52mm | 30mm | | ATE |
| SSANGYONG | | | | | | |
| E1091 | REP. SERVO MUSSO - KORANDO - NEW KORANDO | | | | TANDEM | GIRLING - TRW - LUCAS - VARGA |
| E1091DA | DIAF. SUP. MUSSO - KORANDO - NEW KORANDO | - | - | - | | GIRLING - TRW - LUCAS - VARGA |
| E1091DB | DIAF. INF. MUSSO - KORANDO - NEW KORANDO | - | - | - | | GIRLING - TRW - LUCAS - VARGA |
| SUBARU | | | | | | |
| E1075 | REP. SERVO IMPREZA - LEGACY | | | | SIMPLE | JKC VARGA |
| E1075D | DIAFR. SOLO GOMA IMPREZA - LEGACY | 9 1/2" | 55mm | 31mm | | JKC VARGA |
| E1112 | REP. SERVO LEGACY - FORESTER | | | | TANDEM | JKC |



REPARACIONES SERVO NACIONAL - IMPORTADO

E

| Código | Descripción | Diam. Ext. | Aguj. Int | Alt. | Detalle | Sist. |
|-----------------------|---|------------|-----------|------|---------|--------------|
| SUBARU - cont. | | | | | | |
| E1120 | REP. SERVO IMPREZA - LEGACY | | | | TANDEM | JKC |
| E1120DA | DIAF. SUP. IMPREZA - LEGACY | 210mm | - | 32mm | | JKC |
| E1120DB | DIAF. INF. IMPREZA - LEGACY | 195mm | - | 25mm | | JKC |
| SUZUKI | | | | | | |
| E1085 | REP. SERVO SUZUKI VITARA SIDEKICK | | | | SIMPLE | AISIN |
| E1087 | REP. SERVO SUZUKI FUN | | | | SIMPLE | VARGA |
| E1087D | DIAFR. SUZUKI FUN | 200mm | 55mm | 46mm | | VARGA |
| E1120 | REP. SERVO VITARA 99/04 GRAND VITARA 99/04 SIDEKICK | | | | TANDEM | JKC |
| E1120DA | DIAF. SUP. VITARA 99/04 GRAND VITARA 99/04 SIDEKICK | 210mm | - | 32mm | | JKC |
| E1120DB | DIAF. INF. VITARA 99/04 GRAND VITARA 99/04 SIDEKICK | 195mm | - | 25mm | | JKC |
| E1140 | REP. SERVO SUZUKI SWIFT | | | | SIMPLE | AISIN |
| E1140D | DIAF. SERVO SUZUKI SWIFT | 156mm | 53mm | 22mm | | AISIN |
| E1143 | DIAF. SERVO SUZUKI SWIFT | | | | SIMPLE | AISIN |
| TATA | | | | | | |
| E1104 | REP. SERVO TATA | | | | SIMPLE | ATE CDT |
| E1104D | DIAFR. SOLO GOMA CAMION TATA | 9 1/2" | 73mm | 35mm | | ATE CDT |
| E1119 | REP. SERVO TATA | | | | SIMPLE | ATE |
| E1131 | REP. SERVO TATA SUMO | | | | TANDEM | ATE |
| E20073 | DIAFRAGMA SOLO GOMA TATA (Borde Liso) | 8 1/2" | 68mm | 33mm | | ATE |
| E20074 | DIAFRAGMA SOLO GOMA TATA | 8 1/2" | 68mm | 33mm | | ATE |
| TOYOTA | | | | | | |
| E1007 | REP. SERVO HILUX 03/.. | | | | SIMPLE | BENDIX BOSCH |
| E1007D | VER FB2827 | 8 1/2" | 64mm | 30mm | | BENDIX BOSCH |
| E1010 | REP. SERVO CORONA COROLLA - CORONA 1800 / 2000cc | | | | SIMPLE | AISIN |
| E1010D | DIAFR. SOLO GOMA COROLLA - CORONA 1800 / 2000cc | 171mm | 70mm | 24mm | | AISIN |
| E1017 | REP. SERVO TOYOTA COROLLA - PICK-UP | | | | SIMPLE | AISIN |
| E1026 | REP. COROLLA BRASIL | | | | SIMPLE | TRW |
| E1046 | REP. SERVO PICK-UPS 74/85 | | | | SIMPLE | AISIN BENDIX |
| E1046D | DIAFR. SOLO GOMA PICK-UP 74/85 | 8" | 64mm | 27mm | | AISIN BENDIX |
| E1075 | REP. SERVO CELICA PICK-UP | | | | SIMPLE | JKC VARGA |
| E1075D | DIAFR. SOLO GOMA CELICA PICK-UP | 9 1/2" | 55mm | 31mm | | JKC VARGA |
| E1095 | REP. SERVO HILUX 4x2 - 4x4 - SW4-YN85 - 4RUNNER SR5 - LANDCRUISER | | | | SIMPLE | AISIN |
| E1095D | DIAFR. SOLO GOMA HILUX 4x2 / 4x4 / SW4 YN85 4RUNNER SR5 - LANDCRUISER | 8" | 50mm | 42mm | | AISIN |
| E1103 | REP. SERVO EMBRAGUE DYNA | | | | EMBR. | JKC AISIN |
| E1103D | DIAF. SERVO EMBRAGUE BUS TOYOTA DYNA | 137mm | 63mm | 43mm | | JKC AISIN |
| E1105 | REP. SERVO HILUX 4x4 - LANDCRUISER | | | | SIMPLE | AISIN |
| E1106 | REP. SERVO COROLLA | | | | SIMPLE | JKC AISIN |



| Código | Descripción | Diam. Ext. | Aguj. Int | Alt. | Detalle | Sist. |
|-----------------------|--|------------|-----------|------|---------|--------------|
| TOYOTA - cont. | | | | | | |
| E1106D | DIAF. GOMA TOYOTA COROLLA | 165mm | 65mm | 45mm | | JKC |
| E1107 | REP. SERVO DYNA | | | | SIMPLE | AISIN |
| E1108 | REP. SERVO CELICA 76/83 CORONA 75/82 SUPRA | | | | SIMPLE | ATE |
| E1112 | REP. SERVO LANDCRUISER 4RUNNER HILUX 4x4 CRESSIDA CAMRY | | | | TANDEM | - |
| E1117 | REP. SERVO TOYOTA STARLET 81/84 - COROLLA - LAND CRUISER - AUTOELEVADORES | | | | SIMPLE | AISIN |
| E1117D | DIAF. SERVO TOYOTA STARLET 81/84 - COROLLA - LAND CRUISER - AUTOELEVADORES | 142mm | 54mm | 31mm | | AISIN |
| E1120 | REP. SERVO COROLLA - CELICA - HILUX | | | | TANDEM | JKC |
| E1120DA | DIAF. SUP. COROLLA - CELICA - HILUX | 210mm | - | 32mm | | JKC |
| E1120DB | DIAF. INF. COROLLA - CELICA - HILUX | 195mm | - | 25mm | | JKC |
| E1142 | REP. SERVO HILUX | | | | SIMPLE | TRW |
| E1147 | JGO. REP. HILUX | | | | TANDEM | AISIN |
| E1147D | DIAF. HILUX (N° ORIG. 44641-2A160) | | | | | AISIN |
| E1148 | JGO. REP. HILUX | | | | | JKC-AISIN |
| E1148D | DIAF. HILUX (N° ORIG. 44641 - 2A170) | | | | TANDEM | JKC-AISIN |
| E1150 | JGO. REP. SERVO HILUX - TOYOTA | | | | TANDEM | AISIN |
| E1150D | DIAF. HILUX (N° ORIG. 44644 - 2A170) | 150mm | 51mm | | TANDEM | JKC |
| E1150DB | DIAF. INFERIOR SERVO HILUX - TOYOTA | | | | TANDEM | AISIN |
| E1151D | DIAF. HILUX (N° ORIG. 44641 - 2D160) | | | | TANDEM | JKC |
| E1152D | DIAF. HILUX (N° ORIG. 44641 - 2D160 // 44641 - 4201) | | | | TANDEM | JKC |
| E1153D | DIAF. HILUX (N° ORIG. 44644 - 2A160) | | | | TANDEM | JKC |
| E1158 | JGO. REP. TOYOTA COROLLA | | | | | BOSCH |
| E1158D | DIAF. TOYOTA COROLLA (N° ORIG. 0204254617) | | | | SIMPLE | BOSCH |
| E1168 | JGO. REP. DIAF. P/SERVO SIMPLE TOYOTA ETIOS | | | | SIMPLE | BOSCH |
| E1168D | DIAF. P/SERVO SIMPLE TOYOTA ETIOS | 248mm | | | SIMPLE | BOSCH |
| E1169 | JGO. REP. DIAF. P/SERVO SIMPLE TOYOTA RAV4 - CAMRY | | | | SIMPLE | ADVICS |
| E1169D | DIAF. P/SERVO SIMPLE TOYOTA RAV4 - CAMRY | 270mm | | | SIMPLE | ADVICS |
| E1171D | DIAF. P/SERVO TOYOTA HILUX 97/03 | 235mm | 68mm | | | JKC |
| E1178 | JGO. REP. SERVO SIMPLE TOYOTA COROLLA - E120 - FUNCARGO - VITZ | | | | | AISIN |
| E1178D | DIAF. SERVO SIMPLE TOYOTA COROLLA - E120 - FUNCARGO - VITZ | 241mm | 38mm | | | AISIN |
| VOLKSWAGEN | | | | | | |
| E1007 | REP. SERVO GOL - CADDY | | | | SIMPLE | BENDIX BOSCH |
| E1007D | VER FB2827 | 8 1/2" | 64mm | 30mm | | BENDIX BOSCH |
| E1008 | REP. SERVO PASSAT - KOMBI | | | | SIMPLE | VARGA |
| E1008D | DIAFR. SOLO GOMA PASSAT - KOMBI | 7" | 42mm | 30mm | | VARGA |
| E1009 | REP. SERVO POINTER - POLO | | | | SIMPLE | BENDIX BOSCH |
| E1009D | DIAFR. SOLO GOMA POLO - POINTER | 9 1/2" | 64mm | 30mm | | BENDIX BOSCH |
| E1014J | REP. SERVO DT VW PASSAT | | | | | ATE |
| E1020 | REP. SERVO VW BORA - VENTO - GOLF | | | | SIMPLE | FTV |



REPARACIONES SERVO NACIONAL - IMPORTADO

E

| Código | Descripción | Diam. Ext. | Aguj. Int | Alt. | Detalle | Sist. |
|--------------------|---|------------|-----------|------|---------|--------------|
| VW. - cont. | | | | | | |
| E1021 | REP. SERVO VW BORA - VENTO - GOLF - TRANSPORTER s/tetones | | | | | FTV |
| E1055 | REP. SERVO CARAT - POINTER | | | | SIMPLE | LUCAS VARGA |
| E1055D | DIAFR. SOLO GOMA CARAT - POINTER | 9 1/2" | 55mm | 30mm | | LUCAS VARGA |
| E1056 | REP. SERVO GOL | | | | SIMPLE | ATE |
| E1056D | DIAFR. SERVO SOLO GOMA GOL | 8" | 50mm | 60mm | | ATE |
| E1072A | DIAFRAGMA SERVO (Tetones Abiertos) | | | | | VARGA |
| E1072B | DIAFR. SERVO GOL - SAVEIRO (Dos Tetones Altos Pasantes) | 8 1/2" | 55mm | - | | VARGA |
| E1072F | REP. SERVO GOL - SAVEIRO (Dos Tetones Altos Pasantes) | | | | SIMPLE | VARGA |
| E1077 | REP. SERVO VW TRANSPORTER | | | | SIMPLE | ATE |
| E1077D | DIAFR. SOLO GOMA TRANSPORTER | 9" 1/2 | 50mm | 60mm | | ATE |
| E1083 | REP. SERVO POLO | | | | SIMPLE | VARGA |
| E1083D | DIAFR. SOLO GOMA POLO | 9 1/2" | 52mm | 30mm | | ATE |
| E1087 | REP. SERVO GOL | | | | SIMPLE | VARGA |
| E1087D | DIAFR. VW. GOL | 200mm | 55mm | 46mm | | VARGA |
| E1093 | REP. SERVO TRANSPORTER | | | | SIMPLE | ATE |
| E1111 | REP. SERVO NEW BEETLE - GOLF 99/04 - PASSAT - QUANTUM | | | | SIMPLE | ATE |
| E1113D | DIAF. SERVO VW POLO | 9 1/2" | 52mm | 30mm | | ATE |
| E1126 | REP. SERVO PASSAT - BORA | | | | SIMPLE | ATE |
| E1129 | REP. SERVO VW PASSAT | | | | SIMPLE | ATE |
| E1139 | REP. SERVO VW FOX - SURAN | | | | SIMPLE | BOSCH |
| E1139D | DIAF. SERVO VW FOX - SURAN | 222mm | 50mm | 60mm | | BOSCH |
| E1144 | REP. SERVO PASSAT | | | | TANDEM | ATE |
| E1155 | JGO. REP. VW VOYAGE - GOL TREND | | | | | TRW |
| E1155D | DIAF. VW VOYAGE - GOL TREND (Nº ORIG. 32484764) | | | | | TRW |
| E1156 | JGO. REP. SERVO VW AMAROK | | | | TANDEM | ATE |
| E1156DA | DIAF. VW AMAROK (Nº ORIG. 03.7818 - 5491.1) | | | | TANDEM | ATE |
| E1156DB | DIAF. VW AMAROK (Nº ORIG. 03.7818 - 5492.1) | | | | TANDEM | ATE |
| E1157 | JGO. REP. VW NEW BEETLE - SURAN II - FOX | | | | SIMPLE | ATE |
| E1157D | DIAF. NEW BEETLE - SURAN II - FOX (Nº ORIG. 20.5600.1653.1) | 263mm | 48mm | 45mm | SIMPLE | ATE |
| E1165 | JGO. REP. SERVO SIMPLE VW PASSAT | | | | | BOSCH |
| E1165D | DIAFR. SERVO SIMPLE VW PASSAT (Nº ORIG. 204223614) | | | | | TRW |
| E1180 | JUEGO REP. PARA SERVO VW PASSAT - TIGUAN | | | | | ATE |
| E1180D | DIAFRAGMA PARA SERVO VW PASSAT - TIGUAN | 290mm | | | | ATE |
| E1624 | DIAFR. SOLO GOMA PASSAT | 10" | 52mm | 38mm | | ATE |
| E5407 | DIAF. INF. PASSAT | 221mm | 59mm | 30mm | TANDEM | ATE |
| E8035 | REP. SERVO GACEL (DESCARTABLE) | | | | SIMPLE | TENSA VARGA |
| E8035D | VER FT1101 | 222mm | 54mm | 26mm | | TENSA VARGA |
| VOLVO | | | | | | |
| E1080 | REP. SERVO VOLVO 740 760 940 960 83/96 | | | | TANDEM | BENDIX BOSCH |



| Código | Descripción | Diam. Ext. | Aguj. Int | Alt. | Detalle | Sist. |
|----------------------|---|------------|-----------|------|---------|--------------|
| VOLVO - cont. | | | | | | |
| E1080DA | DIAFR. SUPERIOR SOLO GOMA VOLVO 740 760 940 960 83/96 | 8" | 118mm | 27mm | TANDEM | BENDIX BOSCH |
| E1080DB | DIAFR. INFERIOR SOLO GOMA VOLVO 740 760 940 960 83/96 | 8" | 118mm | 36mm | TANDEM | BENDIX BOSCH |
| E1111 | REP. SERVO VOLVO COUPE C70 S70 V70 SERIES 740 780 850 940 960 | | | | SIMPLE | ATE |
| YUEJIN | | | | | | |
| E1090 | REP. SERVO YUEJIN (SERVO HIDRAULICO) | | | | SIMPLE | JKC |
| E1101 | REP. SERVO YUEJIN (SERVO HIDRAULICO) | | | | SIMPLE | - |
| E1101D | DIAF. SERVO CAMIONES YUEJIN | 312mm | 10mm | 67mm | | - |
| VARIOS | | | | | | |
| E1135 | REP. SERVO CAMION GAZ (HIDRAULICO) | | | | SIMPLE | - |
| E1135D | DIAF. SERVO CAMION GAZ | 278mm | 113mm | 53mm | | - |
| E1147 | JGO. REP. ASIATICOS VARIOS | | | | TANDEM | ASIN |
| E1147D | DIAF. ASIATICOS VARIOS (N° ORIG. 44641-2A160) | | | | | ASIN |
| E1148 | JGO. REP. ASIATICOS VARIOS | | | | | JKC-ASIN |
| E1148D | DIAF. ASIATICOS VARIOS (N° ORIG. 44641 - 2A170) | | | | TANDEM | JKC-ASIN |
| E1151D | DIAF. ASIATICOS VARIOS (N° ORIG. 44641 - 2D160) | | | | TANDEM | JKC |
| E1152D | DIAF. ASIATICOS VARIOS (N° ORIG. 44641 - 2D160 // 44641 - 4201) | | | | TANDEM | JKC |
| E1153D | DIAF. ASIATICOS VARIOS (N° ORIG. 44644 - 2A160) | | | | TANDEM | JKC |

DESPIECE PARA SERVOS

| Código | Descripción | Sist. |
|--------|--|---------|
| E0003 | SELLO DEL. FIAT 132 - DUNA | BENDIX |
| E0006 | SELLO SALIDA SILVERADO CHEYENNE | DELCO |
| E0009 | SELLO CHEV. SILVERADO | |
| E0010 | RETEN SERVO CHEV. SILVERADO / FORD F250 - F350 | |
| E0011 | RETEN SUPERIOR P/JUEGOS 1010 - 1096 - 1108 Y OTROS ASIATICOS | JKC |
| E0012 | SELLO P/VASTAGO DE SALIDA USO EN JUEGOS 1010 - 1096 - 1108 Y OTROS ASIATICOS | JKC |
| E0013 | RETEN P/BUJE DESLIZANTE KOMBI - 147 BRASILERO - PASSAT - GOL .. | VARGA |
| E0014 | TRABA DE VASTAGO F350 FALCON | BENDIX |
| E0017 | DISCO REACCION R9 - 11 | INDUVAR |
| E0018 | VALVULA CONTROL SERVO CORSA COMBO | DELCO |
| E0019 | SELLO CORSA COMBO | DELCO |
| E0020 | RETEN PLATO INTERMEDIO CHEVROLET SILVERADO | |
| E0022 | RETEN PLATO POSTERIOR CHEVROLET SILVERADO | |
| E0023 | COPITA P306 / RENAULT LAGUNA / VW. TRANSPORTER | ATE |
| E0024 | VALVULA CONTROL MASTER - LAGUNA - MEGANE - KANGOO | BOSCH |
| E0025 | VALVULA CONTROL R9 - R11 | INDUVAR |
| E0026 | VALVULA CONTROL | ATE |
| E0027 | EMPUJE DE SERVO FIAT DUNA UNO FIORINO LARGO 56mm | ATE |



DESPIECE PARA SERVOS

E

BUSCAR

| Código | Descripción | Sist. |
|--------|--|-------------|
| E0028 | EMPUJE DE SERVO FIAT DUNA UNO FIORINO LARGO 62mm | ATE |
| E0029 | VASTAGO DE SERVO FORD SIERRA SIN ROSCA LARGO 195 mm | TENSA |
| E0030 | VASTAGO DE SERVO FORD SIERRA SIN ROSCA LARGO 215 mm | TENSA |
| E0031 | VASTAGO DE SERVO RENAULT 9 - 11 CON ROSCA CORTO | ATE |
| E0032 | VASTAGO DE SERVO RENAULT 9 - 11 CON ROSCA LARGO | ATE |
| E0033 | VASTAGO DE SERVO FIAT 147 REGATA CON ROSCA | BENDIX |
| E0034 | EMPUJE SERVO VW GACEL CON PERNO CORTO | TENSA |
| E0035 | EMPUJE SERVO RENAULT 18 TRAFIC CON PERNO MEDIANO | TENSA |
| E0036 | EMPUJE SERVO TAUNUS GHIA F100 PEUGEOT 505 CON PERNO LARGO | TENSA |
| E0037 | EMPUJE SERVO PEUGEOT 504 - 505 CORTO PASTILLA BAJA | BENDIX |
| E0038 | REMACHE DE SERVO FIAT DUNA UNO FIORINO CABEZA GRANDE | BENDIX |
| E0039 | REMACHE DE SERVO PEGUEOT 504 RENAULT 18 CABEZA CHICA | BENDIX |
| E0040 | EMPUJE SERVO PEUGEOT 504 - 505 LARGO PASTILLA BAJA | BENDIX |
| E0041 | RETEN SERVO MAYOR CHEVROLET BLAZER | |
| E0042 | RETEN SERVO MENOR CHEVROLET BLAZER | |
| E0043 | REMACHE P/SERVO VALV. CONTROL N° E 0023 (SERVO SIMPLE) P306 // VW TRANSPORTER // LAGUNA 12mm | ATE |
| E0044 | REMACHE P/SERVO VALV. CONTROL N° E 0024 (SERVO D/TANDEM) MASTER - RODEO - LAGUNA - MEGANE - KANGOO // ALFA 156 | BOSCH |
| E0052 | REMACHE P/SERVO VALV. CONTROL N° E 0023 (SERVO SIMPLE) P306 // VW TRANSPORTER // LAGUNA 10,5mm | ATE |
| E0056 | FUELLE PARA ESPARRAGO SERVO FORD GALAXY MB 180 VW CARAT | |
| E0323 | EMPUJE DE SERVO FORD F100 PEUGEOT 505 RENAULT 18 | BENDIX |
| E0324 | EMPUJE DE SERVO DODGE 1500 FIAT 128 147 REGATA | |
| E0325 | RETEN SERVO PALIO SIENA | ATE |
| E0517 | RETEN SERVO VW POLO | ATE |
| E0834 | RETEN SERVO PICK-UP Y 4x4 (JAPONESES: HONDA - KIA - NISSAN - SUBARU - SUZUKI - TOYOTA mod. viejos) 70x80x7,5 | JKC - AISIN |
| E0835 | RETEN SERVO PICK-UP Y 4x4 (JAPONESES: HONDA - KIA - NISSAN - SUBARU - SUZUKI - TOYOTA mod. Viejos) 77x90x5 | JKC - AISIN |
| E1001 | REMACHE PARA VASTAGO SERVO | ATE |
| E1003 | REMACHE PARA SERVO R9 - R11 | INDUVAR |
| E1004 | REMACHE PARA VASTAGO F1000 | |
| E1005 | CUERPO DE VALVULA F1000 (BAKELITA) | |
| E1006 | REMACHE PARA VASTAGO SERVO VW GOL MOD. NUEVO | BENDIX |
| E1013 | REMACHE DE SERVO R19 (EXPRESS) | ATE |
| E1014 | REMACHE DE SERVO RENAULT TWINGO | BENDIX |
| E1015 | BUJE GUIA RENAULT R9 / R11 | TENSA |
| E1063V | VALVULA CONTROL SILVERADO - SIMPLE Y DOBLE TANDEM | DELCO |
| E1080S | SELLO EMPUJE DE SALIDA IVECO TURBO DAILY | |
| E1091F | FUELLE PARA CONEXIÓN DE CÁMARAS | |
| E1097R | RETEN POSTERIOR SERVO CORSA - ASTRA | DELCO |
| E1118F | FUELLE PARA SERVO HONDA CIVIC PRELUDE | NISSIN |
| E1148C | VALVULA CONTROL TOYOTA CAMRY - HILUX - SW4 // SUZUKI VITARA - OTROS ASIATICOS | AISIN |
| E1155S | SELLO P/SERVO E1155 | BOSCH |
| E1183S | SELLO P/SERVO E1182 Y E1183 | NISSIN |
| E1426 | VALVULA CONTROL VW BORA - VENTO - GOLF | |





DESPIECE PARA SERVOS

E

BUSCAR

| Código | Descripción | Sist. |
|---------|--|-----------------|
| E1449 | VALVULA CONTROL SERVO DOBLE SUZUKI VITARA | JKC |
| E1601 | VALVULA CONTROL R19 // PALIO // CORSA | ATE |
| E1605 | VALVULA CONTROL MERCEDES BENZ 709 / 710 / TATA | ATE |
| E1616 | VALVULA CONTROL CITROEN C4 - C3 - AIRCROSS // PEUGEOT 308 - 408 - 508 - 2008 - 3008 // TOYOTA ETIOS - COROLLA // FORD FIESTA KINETIC - OTROS | ATE - BOSCH |
| E1903 | RETEN INTERMEDIO VW TRANSPORTER / CHEVROLET ASTRA D/T | ATE |
| E2157J | SELLO SERVO LINEA JAPONESA | |
| E2312 | VALVULA CONTROL TOYOTA HILUX / RUNNER / PICK-UP | AISIN |
| E2813 | EMPUJE SERVO FORD F350 F4000 | BENDIX |
| E3145 | VALVULA CONTROL NISSAN FRONTIER - SUZUKI VITARA DOBLE | AISIN |
| E6579/1 | RETEN SERVO VW GOL - GOLF - SAVEIRO / FORD GALAXY (c/aro metálico vulcanizado) | VARGA |
| E9657 | GUARDAPOLVO DE SERVO INDUVAR | INDUVAR |
| E9921 | JGO. REP. VALVULA CONTROL TRAFIC - R9/11/12 - ESCORT - SIERRA - GOL - GACEL | TENSA |
| E9922C | JGO. REP. VALV. CTRL. F1000 / F100 / F4000 // DEUTZ AGRALE // CHEVR. C20 / D20 | BX- BOSCH |
| E9923C | JGO. REP. VALV. CTRL. RENAULT 9 - 11 - 12 - CLIO // FORD FIESTA - KA // VW GOL | INDUVAR |
| E9924C | JGO. REP. VALV. CTRL. FIAT DUNA - FIORINO - UNO // P405 | ATE |
| E9925C | JGO. REP. VALV. CTRL. FORD GALAXY // VW GOL - SAVEIRO - POLO | VARGA |
| E9926C | JGO. REP. VALV. CTRL. PERNO CON FONDO PLANO MB SPRINTER // FIAT DUCATO // RENAULT MASTER | BENDIX BOSCH |
| E9927C | JGO. REP. VALV. CTRL. FIAT PALIO // PEUGEOT 206 - 205 // RENAULT CLIO | ATE |
| E9928C | JGO. REP. VALV. CTRL. MOD. NUEVOS C/SERVOS SIMPLES VW POLO // PEUGEOT 206 - 306 - PARTNER | ATE |
| E9929C | JGO. REP. VALV. CTRL. MODELOS NUEVOS C/SERVOS DOBLES: VW TRANSPORTER - PASSAT // RENAULT LAGUNA // JEEP CHEROKEE | ATE |
| E9930C | JGO. REP. VALV. CTRL. SERVOS DOBLES: RENAULT MASTER - RODEO - LAGUNA - MEGANE // ALFA ROMEO 155 | BENDIX BOSCH |
| E9931C | JGO. REP. VALV. CTRL. FORD SIERRA - ESCORT | BENDIX |
| E9932 | JGO. REP. VALV. CTRL. PEUGEOT 504 - 505 (Ø cab. perno 17mm) | BENDIX |
| E9933 | JGO. REP. VALV. CTRL. FIAT 147 - DUNA (Ø cab. perno 11mm) | BENDIX |
| E9934 | JGO. REP. VALV. CTRL. RENAULT 9 - 12 - 18 (Ø cab. perno 14mm) | BENDIX |
| E9935 | JGO. REP. VALV. CTRL. CHEVR. SILVERADO - DODGE RAM (SERVOS SIMPLES Y DOBLES) | DELCO |
| E9936 | JGO. REP. VALV. CTRL. NISSAN FRONTIER - VITARA - GRAND VITARA (baquelita Ø int. 30 mm) | AISIN |
| E9937 | JGO. REP. VALV. CTRL. MERCEDES BENZ 709 - 710 (SERVOS DOBLES) | ATE |
| E9938 | JGO. REP. VALV. CTRL. TATA SIMIL MB 608 - BMW 316 - 318 - 325 (SERVOS SIMPLES) | ATE |
| E9939 | JGO. REP. VALV. CTRL. SUBARU IMPREZA, SUZUKI VITARA, MITSUBISHI MONTERO (SERVOS DOBLES) (baquelita Ø int. 38 mm) | JKC |
| E9940 | JGO. REP. VALV. CTRL. CHEVROLET COMBO - CORSA WIND - ASTRA - VECTRA - DAEWOO RACER - GTI (SERVOS SIMPLES) | DELCO |
| E9941 | JGO. REP. VALV. CTRL. NISSAN SENTRA - KIA SPORTAGE - MITSUBISHI GALANT - ECLIPSE (SERVOS DOBLES) (baquelita Ø int. 31mm) | JKC |
| E9942 | JGO. REP. VALV. CTRL. IVECO TURBO DAILY - FORD EXPEDITION - 250 - 350 (SERVOS DOBLES) | BENDIX BOSCH |
| E9943 | JGO. REP. VALV. CTRL. CHEVROLET BLAZER - S10 / CHRYSLER NEON / FORD F150 (SERVOS DOBLES) | BENDIX BOSCH |
| E9944 | JGO. REP. VALV. CTRL. TOYOTA HILUX Y AUTOS JAPONESES | JKC |
| E9945 | JGO. REP. VALV. CTRL. IVECO TURBO DAILY (SERVOS DOBLES) | BX- BOSCH |
| E9946 | JGO. REP. VALV. CTRL. RENAULT CLIO - KANGOO - EXPRESS | BOSCH |
| E9947 | JGO. REP. VALV. CTRL. FORD TRANSIT | BOSCH |
| E9948 | JGO. REP. VALV. CTRL. RENAULT R19 / FIAT SIENA / CHEVR. CORSA / TOYOTA CORONA | ATE |





DESPIECE PARA SERVOS

E


BUSCAR

| Código | Descripción | Sist. |
|---------|---|--------------|
| E9949 | JGO. REP. VALV. CTRL. FORD F250 - 350 - 4000 | BENDIX |
| E9950 | JGO. REP. VALV. CTRL. FORD F100 - 150 | BX - BOSCH |
| E9954 | JGO. REP. VALV. CTRL. CITROEN C4 - C3 - AIRCROSS // PEUGEOT 308 - 408 - 508 - 2008 - 3008 // TOYOTA ETIOS - COROLLA // FORD FIESTA KINETIC - OTROS | ATE - BOSCH |
| E9956 | JGO. REP. VALV. CONTROL TOYOTA CAMRY - HILUX - SW4 // SUZUKI VITARA | AISIN |
| E20675 | VALVULA DE RETENCION AEREA PARA MOTORES AUDI | |
| E41109 | REMACHE SERVO PARA MASTERVAC (Cabeza mediana - diam. 17mm - Modelos Viejos) | BENDIX |
| E41110 | PERNO REMACHE P/VALV. COPITA SIN ARO MASTERVAC DUCATO - MB. SPRINTER | BENDIX |
| E41111 | PERNO REMACHE PALIO - SIENA | ATE |
| E41118 | PERNO REMACHE P/SERVO D/T Y SIMPLE SILVERADO - LUMINA - BRONCO - DODGE RAM 80's | DELCO |
| E41120 | PERNO REMACHE P/SERVO DOBLE VITARA - MONTERO - IMPREZA (AGUJ. INT. 38mm) | JKC |
| E41121 | PISTON P/VALVULA D/T VITARA - FRONTIER - GRAND VITARA (AGUJ. INT 38mm) | AISIN |
| E41122 | PISTON P/VALVULA D/T SENTRA - SPORTAGE - GALANT - ECLIPSE (AGUJ. INT. 31mm) | JKC |
| E41124 | PISTON P/VALV. SERVO DOBLE MB 709 - 710 | ATE |
| E41125 | PISTON P/VALVULA SIMPLE CAMION TATA - MB 608 | ATE |
| E41126 | PISTON P/VALVULA SERVO SIMPLE CHEVROLET CORSA - ASTRA - WIND - COMBO - VECTRA - DAEWOO RACER - GTI | DELCO |
| E41127 | PISTON P/VALVULA SERVO DOBLE FORD EXPEDITION - EXCURSION - F250 - 350 USA - IVECO TURBO DAILY | BENDIX BOSCH |
| E41128 | PISTON P/VALVULA SERVO DOBLE BLAZER - S10 // F100 - F150 | BX - BOSCH |
| E41132 | PISTON P/VALVULA SERVO TOYOTA HILUX | JKC |
| E41133 | PISTON P/VALVULA SERVO ITALIA IVECO TURBO DAILY | BENDIX |
| E41134 | PISTON P/VALVULA SERVO KANGOO - CLIO | BOSCH |
| E41135 | PISTON P/VALVULA SERVO R19 - SIENA - CORONA | ATE |
| E41137 | PISTON P/VALVULA SERVO FORD 250 - 350 - 4000 - FALCON D/T | BENDIX |
| E41138 | PISTON P/VALVULA SERVO FORD TRANSIT | BX - BOSCH |
| E41139 | PISTON P/VALVULA SERVO FORD F100 - 150 | BOSCH |
| E41140 | PISTON P/VALVULA SERVO DOBLE TAMDEM | ATE |
| E41144 | PISTON P/JGO. REP. VALV. CONTROL TOYOTA CAMRY - HILUX - SW4 // SUZUKI VITARA | AISIN |
| E41145 | PISTON P/REP. VALV. CONTROL CITROEN C4 - C3 - AIRCROSS // PEUGEOT 308 - 408 - 508 - 2008 - 3008 // TOYOTA ETIOS - COROLLA / FORD FIESTA KINETIC - OTROS | ATE - BOSCH |
| E49100 | EMPUJE FORD MIDLAND | |
| E49101 | EMPUJE DODGE MIDLAND | |
| E71010 | RETEN TRAS. MB 710 - 709 - TATA 609 | ATE |
| E71011 | RETEN INTERM. DOBLE MB. 710 - 709 - 712 | ATE |
| E81050 | VALVULA CONTROL COROLLA - C3 - MEGANE | TRW |
| E428886 | RETEN CHEVROLET SPIN - COBALT - PRISMA - ONIX | HST |


REPARACIONES SERVO NACIONAL-IMPORTADO



E0340



E320/1



E1004J



E1005J





REPARACIONES SERVO NACIONAL - IMPORTADO

E



E1007



E1007D



E1008



E1008D



E1009



E1009D



E1010



E1010D



E1011



E1011DA



E1011DB



E1012



E1012D



E1013J



E1014J



E1015J



E1016



E1017



E1018



E1019



E1020



E1021



E1022



E1024



E1024D



E1025



E1026



E1027



REPARACIONES SERVO NACIONAL - IMPORTADO

E



E1028



E1030



E1045



D1045D



D1046



E1046D



E1049



E1049D



E1055



E1055D



E1056



E1056D



E1062



E1062D



E1063



E1063DA



E1063DB



E1064



E1064D



E1065



E1065D



E1066



E1066D



E1068



E1069



E1070



E1070D



E1071



REPARACIONES SERVO NACIONAL - IMPORTADO

E



E1072



E1072A



E1072B



E1072D



E1072F



E1073



E1073DA



E1073DB



E1074



E1074D



E1075



E1075D



E1077D



E1077D



E1079



E1079DA



E1079DB



E1080



E1080DA



E1080DB



E1081



E1082



E1082D



E1083



E1083D



E1084



E1084D



E1085





REPARACIONES SERVO NACIONAL - IMPORTADO

E



E1086



E1086DA



E1086DB



E1087



E1087D



E1088



E1088D



E1089



E1089D



E1090



E1091



E1091DA



D1091DB



E1092



E1093



E1094



E1095



E1095D



E1096



E1097



E1097D



E1098



E1099



E1100



E1101



E1101D



E1102



E1102D



REPARACIONES SERVO NACIONAL - IMPORTADO

E



E1103



E1103D



E1104



E1104D




E1105




E1106



E1106D



E1107




E1108




E1109



E1109D



E1110



E1111



E1112



E1113



E1113D



E1114




E1114D



E1115



E1116



E1117




E1117D




E1118




E1119



E1120



E1120DA



E1120DB



E1121



REPARACIONES SERVO NACIONAL - IMPORTADO

E



E1121D



E1122



E1122D



E1123



E1124



E1125



E1126



E1127



E1128



E1129



E1130



E1130DB



E1131



E1132



E1133



E1134



E1135



E1135D



E1136



E1137



E1137DA



E1137DB



E1138



E1138D



E1139



E1139D



E1140



E1140D



REPARACIONES SERVO NACIONAL - IMPORTADO

E



E1141



E1141D



E1142



E1143



E1144



E1145



E1147



E1147D



E1148



E1148D



E1149



E1150



E1150D



E1150DB



E1151D



E1152D



E1153D



E1154



E1154D



E1155



E1155D



E1156



E1156DA



E1156DB



E1157



E1157D



E1158



E1158D



REPARACIONES SERVO NACIONAL - IMPORTADO

E



E1159



E1159D



E1160



E1160D



E1161



E1161D



E1162



E1163



E1163D



E1165



E1165D



E1166



E1166D



E1168



E1168D



E1169



E1169D



E1170



E1170D



E1171D



E1172



E1172D



E1177



E1177DA



E1177DB



E1178



E1178D



E1179



REPARACIONES SERVO NACIONAL - IMPORTADO

E



E1179D



E1180



E1180D



E1181



E1181D



E1182



E1182D



E1183



E1183D



E1624



E5403



E5407



E5476



E8035



E8035D



E8322



E5406



E8327



E13215



E20073



E20074



E21101



E351905




E351914



E494005



E1700300




E7771004



BUSCAR

DESPIECE PARA SERVOS


E



E0003



E0006



E0009



E0010



E0011



E0012



E0013



E0014



E0017



E0018



E0019



E0020



E0022



E0023



E0024



E0025



E0026



E0027



E0028



E0029



E0030



E0031



E0032



E0033




E0034



E0035



E0036



E0037




BUSCAR

DESPIECE PARA SERVOS


E



E0038



E0039



E0040



E0041



E0042




E0043



E0044



E0052



E0056



E0323



E0324



E0325



E0517



E0834



E0835



E1001




E1003



E1004



E1005



E1006



E1013



E1014



E1015



E1063V




E1080S



E1091F



E1097R



E1118F



BUSCAR

DESPIECE PARA SERVOS

E



E1148C



E1155S



E1183S



E1426



E1449



E1605



E1616



E1903



E2157J



E2312



E2813



E3145



E6579/1



E9657



E9921



E9922C



E9923C



E9924C



E9925C



E9926C



E9927C



E9928C



E9929C



E9930C



E9931C



E9932



E9933



E9934





BUSCAR

DESPIECE PARA SERVOS

E



E9935



E9936



E9937



E9938



E9939



E9940



E9941



E9942



E9943



E9944



E9945



E9946



E9947



E9948



E9949




E9950



E9954



E9956



E20675



E41109



E41110



E41111



E41118



E41120



E41121



E41122



E41124



E41125





BUSCAR

DESPIECE PARA SERVOS

E



E41126



E41127



E41128



E41132



E41133



E41134



E41135



E41137



E41138



E41139



E41140




E41144



E41145



E49100



E49101



E71010



E71011



E81050



E428886